

TEST CASE


S T O R Y B O A R D

SHOT 1



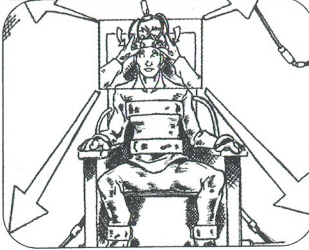
CLOSEUP - The subject looks a bit groggy and bewildered. A shadow crosses his face.

SHOT 2




MEDIUM SHOT - Reverse Angle POV: A pair of scientists, their faces half obscured behind surgical masks, menacingly loom over the subject (the camera).

SHOT 3




CLOSEUP - The subject: a headband studded with sensors is placed on his head. **ANGLE WIDENS** to reveal him seated in a chair within a stark, barren room.

SHOT 4



MEDIUM SHOT - The scientist lifts a clipboard and studies the subject's file. He nods to his assistant and she walks away.

SHOT 5



CLOSEUP - A switch is thrown. (Audio: An electric humming or grinding sound.)

SHOT 6




MEDIUM SHOT - The assistant throws a glance back over her shoulder.

SHOT 7



MEDIUM CLOSE SHOT - The subject throws back his head as if jolted. Lights flicker across his face.

SHOT 8



CLOSE SHOT - The subject clenches his fist.

SHOT 9




CLOSE SHOT - The scientist eyes the subject with just a hint of evil satisfaction.

SHOT 10



CLOSE SHOT - The subject meets his gaze with one of defiant resistance.

SHOT 11



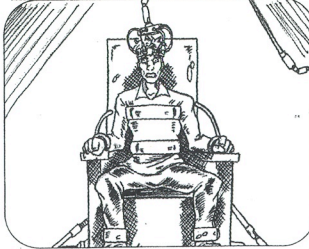
TWO SHOT - The Scientist joins his assistant and they whisper while throwing glances toward the subject. After a brief consultation, the assistant nods and steps away.

SHOT 12



CLOSE SHOT - A knob is cranked up to the maximum. (Audio: The electric hum becomes an ear-splitting grind. The subject's heartbeat accelerates toward 150 beats per minute)

SHOT 13



FULL SHOT - The subject seated in the chair, body rigid, eyes wide.

Note: The last three shots are a series of quick cuts for added effect.

SHOT 14



MEDIUM CLOSE SHOT - The subject, eyes burning with pain and rage, ready to explode.

SHOT 15



EXTREME CLOSE SHOT - The subject unleashes a blood-curdling scream.

TEST CASE

S T O R Y B O A R D

Props

In addition to three actors, you'll need the following to make this video:

- 1 chair
- 1 light switch box (or something similar)
- 1 volume adjustment knob (or something similar)
- 2 laboratory smocks
- 2 surgical masks (dust masks will work nicely too)
- 1 clipboard
- 1 pair of glasses (optional)
- 1 flood lamp (optional)
- 1 headband with wires

Optional Audio:

To increase the tension, add the sound of a heartbeat to the soundtrack and increase the tempo and volume throughout the sequence.

Optional Endings:

1. The subject seated at the dinner table with his two parents and a plate of uneaten roast beef in front of him.

AUDIO:

Father: You're not leaving the table until you finish your... (to wife) What'd you say this stuff was again?

Wife: Escargot, dear. It's French.

2. The subject seated on the couch with the other two in front of the television. The woman tosses him the remote.

AUDIO:

Woman: All right, you find something decent to watch!

3. **ANGLE WIDENS** to reveal the subject seated in a dentist's chair, mouth now wide open. The dentist (scientist) leans back smiling, drill in hand, his assistant at his side.

AUDIO:

Dentist: See, that didn't hurt too much did it?

Tad Butts is a teacher and producer of video and multimedia.

Reader Ratings

Tell us what you think. Rate this article online at www.videomaker.com/readerratings Article #885

ILLUSTRATIONS BY MICHAEL GOMEZ